

4592 m.

GRANDE PRÉMIO TISSOT DE PORTUGAL

Practice Nr. 1

Classification

3

	Rider	Nation	Team	Motorcycle	Time	Lap Total	Gap	Top Speed
1	96 Jake DIXON	GBR	Inde GASGAS Aspar M2	KALEX	1'43.046	4 11		278.3
2	37 Pedro ACOSTA	SPA	Red Bull KTM Ajo	KALEX	1'43.051	8 9	0.005 0.005	287.2
3	18 Manuel GONZALEZ	SPA	Correos Prepago Yamaha VR46 T	KALEX	1'43.225	5 7	0.179 0.174	283.4
4	14 Tony ARBOLINO	ITA	Elf Marc VDS Racing Team	KALEX	1'43.233	6 8	0.187 0.008	283.4
5	54 Fermin ALDEGUER	SPA	CAG SpeedUp	BOSCOSCURO	1'43.275	7 10	0.229 0.042	279.0
6	22 Sam LOWES	GBR	Elf Marc VDS Racing Team	KALEX	1'43.329	10 12	0.283 0.054	279.7
7	13 Celestino VIETTI	ITA	Fantic Racing	KALEX	1'43.360	8 12	0.314 0.031	283.4
8	40 Aron CANET	SPA	Pons Wegow Los40	KALEX	1'43.397	10 10	0.351 0.037	280.5
9	21 Alonso LOPEZ	SPA	CAG SpeedUp	BOSCOSCURO	1'43.629	10 14	0.583 0.232	281.2
10	12 Filip SALAC	CZE	QJMOTOR Gresini Moto2	KALEX	1'43.644	4 10	0.598 0.015	282.7
11	52 Jeremy ALCOBA	SPA	QJMOTOR Gresini Moto2	KALEX	1'43.719	6 9	0.673 0.075	281.9
12	35 Somkiat CHANTRA	THA	IDEMITSU Honda Team Asia	KALEX	1'43.726	9 12	0.680 0.007	279.0
13	64 Bo BENDSNEYDER	NED	Pertamina Mandalika SAG Team	KALEX	1'43.771	6 12	0.725 0.045	282.7
14	7 Barry BALTUS	BEL	Fieten Olie Racing GP	KALEX	1'43.970	4 11	0.924 0.199	280.5
15	11 Sergio GARCIA	SPA	Pons Wegow Los40	KALEX	1'44.211	5 8	1.165 0.241	284.2
16	72 Borja GOMEZ	SPA	Fantic Racing	KALEX	1'44.350	6 10	1.304 0.139	284.9
17	75 Albert ARENAS	SPA	Red Bull KTM Ajo	KALEX	1'44.381	4 8	1.335 0.031	280.5
18	84 Zonta VD GOORBERGH	NED	Fieten Olie Racing GP	KALEX	1'44.538	6 7	1.492 0.157	284.9
19	15 Darryn BINDER	RSA	Liqui Moly Husqvarna Intact GP	KALEX	1'44.619	5 10	1.573 0.081	285.7
20	33 Rory SKINNER	GBR	American Racing	KALEX	1'44.643	6 7	1.597 0.024	281.2
21	24 Marcos RAMIREZ	SPA	Forward Team	FORWARD	1'44.766	6 8	1.720 0.123	284.9
22	4 Sean Dylan KELLY	USA	American Racing	KALEX	1'44.885	9 12	1.839 0.119	276.9
23	16 Joe ROBERTS	USA	Italtrans Racing Team	KALEX	1'44.906	9 12	1.860 0.021	279.7
24	19 Lorenzo DALLA PORTA	ITA	Pertamina Mandalika SAG Team	KALEX	1'45.108	6 9	2.062 0.202	284.2
25	3 Lukas TULOVIC	GER	Liqui Moly Husqvarna Intact GP	KALEX	1'45.331	6 7	2.285 0.223	284.2
26	5 Kohta NOZANE	JPN	Correos Prepago Yamaha VR46 T	KALEX	1'45.425	9 10	2.379 0.094	272.0
27	71 Dennis FOGGIA	ITA	Italtrans Racing Team	KALEX	1'45.556	9 12	2.510 0.131	282.7
28	81 Jordi TORRES	SPA	Inde GASGAS Aspar M2	KALEX	1'47.847	7 11	4.801 2.291	276.9
No time set								
	17 Alex ESCRIG	SPA	Forward Team	FORWARD				

Practice condition: **Dry**

Air: 18°

Humidity: 74%

Ground: 22°

Fastest Lap:	Lap: 4	Jake DIXON	1'43.046	160.4 Km/h
Best Race Lap:	2020	Remy GARDNER	1'42.504	161.2 Km/h
All Time Lap Record:	2021	Raul FERNANDEZ	1'42.101	161.9 Km/h

The results are provisional until the end of the limit for protest and appeals.

Time limit for protest expires 30' after publication of the results - Time:

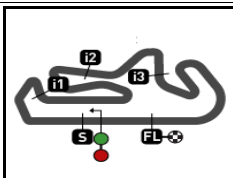
These data/results cannot be reproduced, stored and/or transmitted in whole or in part by any manner of electronic, mechanical, photocopying, recording, broadcasting or otherwise now known or herein after developed without the previous express consent by the copyright owner, except for reproduction in daily press and regular printed publications on sale to the public within 60 days of the event related to those data/results and always provided that copyright symbol appears together as follows below.

© DORNA, 2023

Official MotoGP Timing by **TISSOT**
www.motogp.com

Portimao, Friday, March 24, 2023





GRANDE PRÉMIO TISSOT DE PORTUGAL

Practice Nr. 1

Top Speed & Average

4



Rider	Nation	Motorcycle	Top 5 speeds					Average	Top
37 Pedro ACOSTA	SPA	KALEX	287.2	285.7	284.9	284.9	284.2	285.4	287.2
15 Darryn BINDER	RSA	KALEX	285.7	282.7	282.7	282.7	281.9	282.9	285.7
24 Marcos RAMIREZ	SPA	FORWARD	284.9	277.6	276.9	275.5	272.0	276.5	284.9
72 Borja GOMEZ	SPA	KALEX	284.9	282.7	281.9	281.9	281.2	282.5	284.9
84 Zonta VD GOORBERGH	NED	KALEX	284.9	284.9	284.2	283.4	282.7	284.0	284.9
3 Lukas TULOVIC	GER	KALEX	284.2	284.2	282.7	281.2	279.7	282.0	284.2
11 Sergio GARCIA	SPA	KALEX	284.2	282.7	282.7	282.7	282.7	283.0	284.2
19 Lorenzo DALLA PORTA	ITA	KALEX	284.2	282.7	281.9	280.5	279.7	281.8	284.2
13 Celestino VIETTI	ITA	KALEX	283.4	280.5	280.5	279.7	279.7	280.8	283.4
14 Tony ARBOLINO	ITA	KALEX	283.4	281.2	281.2	281.2	278.3	281.1	283.4
18 Manuel GONZALEZ	SPA	KALEX	283.4	281.2	279.7	279.7	279.7	280.7	283.4
12 Filip SALAC	CZE	KALEX	282.7	281.9	281.9	279.7	279.0	280.7	282.7
64 Bo BENDSNEYDER	NED	KALEX	282.7	279.7	279.0	279.0	278.3	279.3	282.7
71 Dennis FOGGIA	ITA	KALEX	282.7	281.9	279.7	279.7	279.7	280.6	282.7
52 Jeremy ALCOBA	SPA	KALEX	281.9	280.5	280.5	279.7	279.7	280.5	281.9
21 Alonso LOPEZ	SPA	BOSCOSCURO	281.2	281.2	279.7	279.7	279.0	280.0	281.2
33 Rory SKINNER	GBR	KALEX	281.2	280.5	278.3	278.3	276.9	279.0	281.2
7 Barry BALTUS	BEL	KALEX	280.5	280.5	280.5	279.7	279.7	280.1	280.5
40 Aron CANET	SPA	KALEX	280.5	279.0	279.0	278.3	277.6	278.7	280.5
75 Albert ARENAS	SPA	KALEX	280.5	279.7	279.7	279.7	276.9	279.3	280.5
16 Joe ROBERTS	USA	KALEX	279.7	279.0	278.3	278.3	277.6	278.6	279.7
22 Sam LOWES	GBR	KALEX	279.7	279.7	279.0	279.0	279.0	279.2	279.7
35 Somkiat CHANTRA	THA	KALEX	279.0	278.3	277.6	277.6	276.9	277.9	279.0
54 Fermin ALDEGUER	SPA	BOSCOSCURO	279.0	278.3	277.6	276.9	276.2	277.6	279.0
96 Jake DIXON	GBR	KALEX	278.3	276.2	274.8	274.8	274.8	275.8	278.3
4 Sean Dylan KELLY	USA	KALEX	276.9	276.2	275.5	275.5	274.8	275.6	276.9
81 Jordi TORRES	SPA	KALEX	276.9	276.9	275.5	274.8	274.1	275.6	276.9
5 Kohta NOZANE	JPN	KALEX	272.0	270.6	270.6	269.3	269.3	270.4	272.0

These data/results cannot be reproduced, stored and/or transmitted in whole or in part by any manner of electronic, mechanical, photocopying, recording, broadcasting or otherwise now known or herein after developed without the previous express consent by the copyright owner, except for reproduction in daily press and regular printed publications on sale to the public within 60 days of the event related to those data/results and always provided that copyright symbol appears together as follows below.

© DORNA, 2023

Official MotoGP Timing by TISSOT
www.motogp.com



Portimao, Friday, March 24, 2023



GRANDE PRÉMIO TISSOT DE PORTUGAL

Practice Nr. 1

Chronological Analysis of Performances

5

* Lap / Sector time cancelled T1 Time from finish line to 1st intermediate T3 Time from 2nd intermed. to 3rd intermed.
 P Crossing the finish line in pit lane T2 Time from 1st intermed. to 2nd intermed. T4 Time from 3rd intermediate to finish line

Lap	Lap Time	T1	T2	T3	T4	Speed	Lap	Lap Time	T1	T2	T3	T4	Speed	
1st 96 Jake DIXON Inde GASGAS Aspar GBR														
Runs=2		Total laps=11			Full laps=8		Valid laps=8							
1	3'09.082	14.114	35.423	16.377	36.999		2	1'45.214	22.426	33.664	15.931	33.193	274.8	
3	1'43.311	22.060	32.824	15.675	32.752	274.1	4	1'43.046	21.830	32.642	15.793	32.781	274.1	
5	1'44.524	22.715	33.072	15.648	33.089	278.3	6	1'43.867	21.951	32.899	15.651	33.366	274.8	
7	1'43.350	21.990	32.675	15.672	33.013	274.1	8	1'43.421	21.869	32.731	15.774	33.047	276.2	
9	1'44.104	21.958	32.984	15.920	33.242	274.1	10	2'53.063 P	22.002	1'25.386	16.318	49.357	274.8	
11	20'52.768	15.196	36.320	16.683	34.733									
2nd 37 Pedro ACOSTA Red Bull KTM Ajo SPA														
Runs=1		Total laps=9			Full laps=7		Valid laps=7							
1	3'08.420	14.872	35.790	16.202	33.873		2	1'44.718	22.326	33.447	15.723	33.222	282.7	
3	1'43.895	21.900	33.131	15.672	33.192	283.4	4	1'43.455	21.812	32.962	15.670	33.011	282.7	
5	1'43.101	21.704	32.810	15.635	32.952	284.2	6	1'51.635	21.649	32.820			285.7	
7	1'43.098	21.658	32.886	15.569	32.985	284.9	8	1'43.051	21.661	32.790	15.571	33.029	287.2	
9	2'11.116 P	26.852	34.917	16.827	52.520	284.9								
3rd 18 Manuel GONZALEZ Correos Prepago Yam SPA														
Runs=1		Total laps=7			Full laps=5		Valid laps=4							
1	2'23.540	14.260	35.863	16.467	34.433		2	1'51.790	22.599	33.883	18.764	36.544	279.7	
3	1'43.903 *	22.117	33.132	15.628	33.026*	281.2	4	1'44.632	22.163	33.075	15.915	33.479	279.7	
5	1'43.225	21.904	32.879	15.620	32.822	279.7	6	1'52.289	27.599	34.118	16.050	34.522	277.6	
7	2'00.117 P	21.784	33.304	15.908	49.121	283.4								
4th 14 Tony ARBOLINO Elf Marc VDS Racing ITA														
Runs=2		Total laps=8			Full laps=5		Valid laps=5							
1	3'10.921	13.981	35.504	16.502	41.107		2	1'44.715	22.336	33.369	15.813	33.197	277.6	
3	1'43.642	21.999	32.900	15.676	33.067	281.2	4	1'43.447	21.951	32.797	15.687	33.012	278.3	
5	1'43.285	21.759	32.873	15.690	32.963	281.2	6	1'43.233	21.821	32.814	15.624	32.974	281.2	
7	2'05.737 P	22.451	34.811	16.789	51.686	283.4	8	27'26.409	15.723	37.968	17.720	36.260		
5th 54 Fermín ALDEGUER CAG SpeedUp SPA														
Runs=3		Total laps=10			Full laps=6		Valid laps=6							
1	2'25.441 P	13.998	36.402	16.984	48.885		2	7'15.373	18.795	34.954	16.229	33.491		
3	1'44.401	22.225	33.394	15.665	33.117	275.5	4	1'43.896	22.092	33.247	15.647	32.910	278.3	
5	1'43.671	21.883	33.162	15.594	33.032	279.0	6	1'43.437	22.001	33.035	15.557	32.844	276.2	
7	1'43.275	21.787	32.978	15.643	32.867	276.9	8	2'08.789 P	22.007	37.903	18.094	50.785	277.6	
9	19'22.736	14.212	36.224	16.436	33.902		10	1'55.651	25.211	36.825	17.573	36.042	275.5	
6th 22 Sam LOWES Elf Marc VDS Racing GBR														
Runs=2		Total laps=12			Full laps=9		Valid laps=9							
1	2'58.367	14.452	35.401	16.496	34.143		2	1'45.615	22.729	33.585	15.861	33.440	277.6	
3	1'44.433	22.161	33.317	15.784	33.171	279.0	4	1'44.095	22.149	33.060	15.819	33.067	277.6	
5	1'43.853	21.986	33.020	15.689	33.158	279.0	6	1'43.607	21.958	32.846	15.650	33.153	279.0	
7	1'45.395	21.981	34.289	15.743	33.382	279.7	8	1'43.967	22.102	33.076	15.720	33.069	279.0	
9	1'43.428	21.928	32.826	15.575	33.099	277.6	10	1'43.329	21.802	32.842	15.557	33.128	279.7	
11	2'13.338 P	24.093	37.723	17.950	53.572	278.3	12	19'39.239	17.197	39.067	21.789	37.178		
7th 13 Celestino VIETTI Fantic Racing ITA														
Runs=2		Total laps=12			Full laps=9		Valid laps=9							
1	2'29.554	14.585	35.432	16.503	34.478		2	1'45.389	22.492	33.513	16.001	33.383	283.4	
3	1'44.236	22.140	33.035	15.930	33.131	279.0	4	1'43.942	22.077	32.901	15.839	33.125	279.0	
5	1'43.859	22.188	32.980	15.718	32.973	280.5	6	1'43.845	21.953	32.899	15.769	33.224	277.6	
7	1'43.885	21.933	33.030	15.761	33.161	279.7	8	1'43.360	21.849	32.843	15.713	32.955	280.5	
9	1'43.490	21.754	32.899	15.772	33.065	279.0	10	2'08.973 P	26.432	35.992	17.212	49.337	279.7	
11	21'00.729	15.800	36.238	17.067	38.575		12	2'07.181	26.018	40.071	19.809	41.283	275.5	
8th 40 Aron CANET Pons Wegow Los40 SPA														
Runs=3		Total laps=10			Full laps=5		Valid laps=4							
1	2'48.805	14.539	35.392	16.796	34.054									

Fastest Lap: Jake DIXON Inde GASGAS Aspar GBR 1'43.046 21.830 32.642 15.793 32.781

These data/results cannot be reproduced, stored and/or transmitted in whole or in part by any manner of electronic, mechanical, photocopying, recording, broadcasting or otherwise now known or herein after developed without the previous express consent by the copyright owner, except for reproduction in daily press and regular printed publications on sale to the public within 60 days of the event related to those data/results and always provided that copyright symbol appears together as follows below.
 © DORNA, 2023

Practice Nr. 1

Moto2

Lap	Lap Time	T1	T2	T3	T4	Speed	Lap	Lap Time	T1	T2	T3	T4	Speed
2	1'45.283	22.564	33.578	15.765	33.376	280.5	3	1'44.725	22.022	33.351	15.945	33.407	275.5
3	1'44.631	22.234	33.377	15.897	33.123	278.3	4	1'44.475	22.129	33.207	15.879	33.260	275.5
4	1'43.742	22.050	33.068	15.760	32.864	277.6	5	1'44.066	22.140	33.090	15.710	33.126	276.2
5	2'08.188 P	25.125	34.586	16.262	52.215	276.9	6	1'44.078	21.937	33.029	15.805	33.307	276.2
6	7'22.124	13.513	33.841	15.823	33.355		7	1'43.961	21.906	33.039	15.790	33.226	277.6
7	1'44.092 *	22.090	33.215*	15.691	33.096	277.6	8	1'43.823	21.812	33.002	15.744	33.265	279.0
8	2'11.392 P	22.785	38.054	17.054	53.499	279.0	9	1'43.726	21.820	33.039	15.690	33.177	276.9
9	17'12.019	13.752	34.308	15.841	33.117		10	1'47.261 *	22.006	34.145*	17.008	34.102	278.3
10	1'43.397	21.809	32.988	15.636	32.964	279.0	11	2'10.148 P	24.262	37.078	17.369	51.439	277.6
12							12	19'13.895	17.290	39.229	17.529	36.490	
9th	21	Alonso LOPEZ CAG SpeedUp SPA					13th	64	Bo BENDSNEYDER Pertamina Mandalika NED				
		Runs=2	Total laps=14	Full laps=11	Valid laps=11			Runs=2	Total laps=12	Full laps=9	Valid laps=9		
1	2'05.365	14.004	36.139	16.812	34.457		1	2'37.512	14.739	35.158	16.410	33.598	
2	1'46.095	22.541	33.836	16.047	33.671	272.7	2	1'44.995	22.211	33.567	16.006	33.211	282.7
3	1'44.709	22.190	33.441	15.839	33.239	276.2	3	1'44.418	22.082	33.469	15.742	33.125	278.3
4	1'46.497	21.948	33.430	16.120	34.999	276.2	4	1'44.021	22.022	33.163	15.838	32.998	278.3
5	1'44.333	21.930	33.422	15.738	33.243	276.9	5	1'44.168	22.008	33.317	15.809	33.034	279.0
6	1'43.761	21.955	33.155	15.614	33.037	279.0	6	1'43.771	21.869	33.148	15.689	33.065	278.3
7	1'45.885	21.943	33.179	15.828	34.935	281.2	7	1'44.373	21.810	33.178	15.784	33.601	279.7
8	1'43.679	21.797	33.117	15.716	33.049	279.7	8	1'50.639	21.956	36.681	18.305	33.697	276.2
9	1'47.372	21.946	33.782	17.289	34.355	281.2	9	2'02.512 P	21.895	33.181	16.534	50.902	279.0
10	1'43.629	21.808	33.117	15.667	33.037	279.0	10	20'33.046	14.109	35.068	15.961	33.586	
11	1'51.382	22.779	36.986	17.125	34.492	279.7	11	1'45.240	22.516	33.530	15.856	33.338	275.5
12	2'18.675 P	24.242	42.076	18.386	53.971	275.5	12	1'51.950	22.243	35.972	17.695	36.040	276.2
13	17'08.018	13.846	34.387	16.001	33.167								
14	1'56.034	23.402	40.445	18.588	33.599	274.8							
10th	12	Filip SALAC QJMOTOR Gresini M CZE					14th	7	Barry BALTUS Fieten Olie Racing GP BEL				
		Runs=3	Total laps=10	Full laps=6	Valid laps=6			Runs=1	Total laps=11	Full laps=9	Valid laps=8		
1	2'36.675	14.260	36.070	16.643	34.610		1	2'08.627	14.137	35.086	16.469	33.742	
2	1'45.088	22.471	33.548	15.831	33.238	275.5	2	1'44.969	22.285	33.461	15.882	33.341	277.6
3	1'43.846	22.040	33.099	15.744	32.963	279.0	3	1'44.178	22.038	33.246	15.852	33.042	279.7
4	1'43.644	22.019	32.850	15.741	33.034	279.7	4	1'43.970	21.808	33.065	15.825	33.272	279.7
5	1'48.179	22.610	34.890	16.940	33.739	282.7	5	1'44.320	21.938	33.073	16.098	33.211	279.0
6	1'44.096	21.971	33.047	15.844	33.234	281.9	6	1'44.221 *	21.948	33.184*	15.799	33.290	279.0
7	1'44.034	21.956	33.106	15.736	33.236	279.0	7	1'45.167	21.833	33.077	15.825	34.432	279.7
8	1'59.462 P	21.882	33.007	15.813	48.760	281.9	8	1'44.366	21.885	33.085	15.945	33.451	278.3
9	8'07.099 P	18.927	44.555	22.886	56.862		9	1'44.162	21.858	33.089	15.904	33.311	280.5
10	17'23.260	17.338	35.949	16.892	36.828		10	1'44.124	21.812	33.116	15.864	33.332	280.5
							11	2'04.938 P	23.191	34.849	16.442	50.456	280.5
11th	52	Jeremy ALCOBA QJMOTOR Gresini M SPA					15th	11	Sergio GARCIA Pons Wegow Los40 SPA				
		Runs=2	Total laps=9	Full laps=6	Valid laps=6			Runs=1	Total laps=8	Full laps=6	Valid laps=6		
1	2'47.012	16.208	37.685	17.365	35.349		1	2'37.443	14.380	35.802	16.601	34.910	
2	1'47.265	22.978	34.298	16.169	33.820	280.5	2	1'45.515	22.646	33.664	16.051	33.154	281.2
3	1'44.743	22.322	33.357	15.964	33.100	281.9	3	1'44.472	22.218	33.264	15.894	33.096	282.7
4	1'44.206	22.265	33.139	15.854	32.948	279.7	4	1'44.452	22.070	33.339	16.007	33.036	281.9
5	1'43.918	22.054	33.061	15.858	32.945	279.0	5	1'44.211	22.034	33.194	15.880	33.103	282.7
6	1'43.719	21.925	32.995	15.767	33.032	279.7	6	1'46.145	22.112	33.434	17.034	33.565	282.7
7	1'44.195	21.964	33.062	15.824	33.345	280.5	7	1'44.438	21.963	33.128	15.951	33.396	284.2
8	2'03.629 P	23.265	34.214	16.438	49.712	278.3	8	2'05.675 P	24.469	33.668	16.193	51.345	282.7
9	25'02.683	16.286	38.767	19.308	35.795								
12th	35	Somkiat CHANTRA IDEMITSU Honda Tea THA					16th	72	Borja GOMEZ Fantic Racing SPA				
		Runs=2	Total laps=12	Full laps=9	Valid laps=8			Runs=1	Total laps=10	Full laps=8	Valid laps=8		
1	3'23.669	14.890	38.721	17.000	34.890		1	2'29.004	14.797	36.761	16.881	34.059	
2	1'46.569	22.619	33.992	16.224	33.734	273.4	2	1'48.282	22.324	34.030	18.013	33.915	277.6
							3	1'45.210	22.252	33.443	16.134	33.381	280.5

Fastest Lap: Jake DIXON Inde GASGAS Aspar GBR **1'43.046** 21.830 32.642 15.793 32.781

These data/results cannot be reproduced, stored and/or transmitted in whole or in part by any manner of electronic, mechanical, photocopying, recording, broadcasting or otherwise now known or herein after developed without the previous express consent by the copyright owner, except for reproduction in daily press and regular printed publications on sale to the public within 60 days of the event related to those data/results and always provided that copyright symbol appears together as follows below.
© DORNA, 2023

Practice Nr. 1

Moto2

Lap	Lap Time	T1	T2	T3	T4	Speed	Lap	Lap Time	T1	T2	T3	T4	Speed
4	1'44.939	22.187	33.457	16.098	33.197	279.0	4	1'50.482	24.012	37.111	15.890	33.469	271.3
5	1'44.690	22.224	33.350	16.057	33.059	281.9	5	1'44.893	22.360	33.427	15.839	33.267	275.5
6	1'44.350	21.995	33.154	16.061	33.140	282.7	6	1'44.766	22.274	33.127	15.851	33.514	277.6
7	1'46.951	22.328	34.275	16.162	34.186	284.9	7	1'48.370	25.604	33.389	15.773	33.604	284.9
8	1'50.713	22.029	37.567	16.523	34.594	280.5	8	2'09.156 P	22.230	35.716	19.011	52.199	276.9
9	1'44.447	21.958	33.230	15.919	33.340	281.9							
10	2'03.751 P	22.556	33.928	16.411	50.856	281.2							
17th 75 Albert ARENAS Red Bull KTM Ajo SPA							22nd 4 Sean Dylan KELLY American Racing USA						
Runs=2 Total laps=8 Full laps=4 Valid laps=4							Runs=2 Total laps=12 Full laps=9 Valid laps=8						
1	2'49.354	16.670	37.097	16.857	35.031		1	2'12.840	14.839	35.574	16.663	34.701	
2	1'45.715	22.570	33.807	15.990	33.348	280.5	2	1'47.065	23.008	33.979	16.177	33.901	272.7
3	1'44.746	22.240	33.411	15.868	33.227	279.7	3	1'46.254 *	22.697	33.641 *	16.089	33.827	274.1
4	1'44.381	22.278	33.194	15.864	33.045	279.7	4	1'45.538	22.536	33.449	16.000	33.553	273.4
5	1'44.528	22.158	33.249	15.865	33.256	279.7	5	1'45.230	22.348	33.343	16.054	33.485	274.8
6	2'06.971 P	22.330	33.292	15.948	55.401	276.9	6	1'45.192	22.296	33.301	16.046	33.549	275.5
7	9'42.725	15.974	38.357	17.910	39.369		7	1'50.780	22.379	35.898	18.446	34.057	275.5
8	2'20.649 P	26.833	40.620	20.296	52.900	275.5	8	1'45.125	22.317	33.318	15.903	33.587	276.2
							9	1'44.885	22.296	33.238	15.927	33.424	274.8
							10	2'06.342 P	22.259	33.288	16.061	54.734	276.9
							11	20'55.509	14.958	36.390	17.301	34.884	
							12	1'49.755	23.841	34.896	16.655	34.363	274.1
18th 84 Zonta VD GOORBE Fieten Olie Racing GP NED							23rd 16 Joe ROBERTS Italtrans Racing Team USA						
Runs=1 Total laps=7 Full laps=5 Valid laps=5							Runs=2 Total laps=12 Full laps=9 Valid laps=9						
1	2'29.932	14.510	36.725	17.294	34.779		1	2'46.331	15.543	37.523	17.408	35.360	
2	1'47.622	22.818	34.495	16.302	34.007	282.7	2	1'52.336	23.239	38.371	16.261	34.465	273.4
3	1'45.386	22.429	33.712	15.973	33.272	283.4	3	1'46.834	22.857	34.033	16.234	33.710	274.8
4	1'44.925	22.272	33.566	15.904	33.183	280.5	4	1'49.853	23.206	36.772	16.144	33.731	279.7
5	1'44.651	22.097	33.509	15.832	33.213	284.2	5	1'45.836	22.580	33.788	15.910	33.558	276.2
6	1'44.538	22.005	33.389	15.845	33.299	284.9	6	1'51.035	22.986	37.237	16.917	33.895	276.9
7	2'09.400 P	22.115	33.330	15.897	58.058	284.9	7	1'45.462	22.322	33.579	15.923	33.638	277.6
							8	1'46.083	22.151	34.376	16.056	33.500	278.3
							9	1'44.906	22.130	33.506	15.849	33.421	279.0
							10	2'08.759 P	23.149	36.169*	17.045	52.396	278.3
							11	19'17.692	15.398	38.553	17.053	34.213	
							12	1'47.835	23.463	34.148	16.096	34.128	273.4
19th 15 Darryn BINDER Liqui Moly Husqvarna RSA							24th 19 Lorenzo DALLA PO Pertamina Mandalika ITA						
Runs=2 Total laps=10 Full laps=6 Valid laps=5							Runs=2 Total laps=9 Full laps=6 Valid laps=6						
1	2'29.488	15.783	36.519	17.005	35.006		1	2'21.251	15.339	37.769	17.339	35.205	
2	1'46.344	22.709	34.019	16.001	33.615	281.9	2	1'49.192	23.415	34.974	16.780	34.023	277.6
3	1'44.898	22.147	33.395	15.887	33.469	285.7	3	1'45.999	22.562	34.022	16.074	33.341	280.5
4	1'44.686 *	22.128	33.297*	15.935	33.326	281.9	4	1'45.482	22.435	33.511	16.144	33.392	284.2
5	1'44.619	22.109	33.051	15.992	33.467	282.7	5	1'49.013	24.422	34.052	16.962	33.577	279.7
6	1'44.772	22.080	33.277	15.830	33.585	282.7	6	1'45.108	22.075	33.424	15.968	33.641	281.9
7	2'05.899 P	22.292	33.968	16.203	53.436	282.7	7	2'13.983 P	23.465	39.706*	18.425	52.387	282.7
8	6'30.000	14.116	35.446	16.293	34.060		8	25'00.390	18.114	40.110	20.135	35.368	
9	1'45.581	22.298	33.494	16.063	33.726	280.5	9	1'48.773	23.230	35.075	16.235	34.233	276.9
10	2'24.982 P	28.971	41.308	19.962	54.741	280.5							
20th 33 Rory SKINNER American Racing GBR							25th 3 Lukas TULOVIC Liqui Moly Husqvarna GER						
Runs=1 Total laps=7 Full laps=5 Valid laps=5							Runs=1 Total laps=7 Full laps=5 Valid laps=5						
1	2'23.731	14.891	37.385	17.007	34.755		1	2'41.407	15.046	35.881	16.784	34.286	
2	1'46.778	23.035	34.068	16.119	33.556	278.3	2	1'46.996	22.715	33.876	16.240	34.165	279.7
3	1'45.734	22.693	33.636	16.096	33.309	281.2	3	1'46.023	22.580	33.629	16.208	33.606	281.2
4	1'45.554	22.365	33.637	16.165	33.387	278.3	4	1'50.578	22.510	33.485	16.071	38.512	279.7
5	1'45.148	22.270	33.513	16.021	33.344	276.9	5	1'45.443	22.307	33.587	16.050	33.499	284.2
6	1'44.643	22.311	33.222	15.857	33.253	276.2	6	1'45.331	22.240	33.351	16.018	33.722	284.2
7	2'12.179 P	24.430	37.766	16.336	53.647	280.5							
21st 24 Marcos RAMIREZ Forward Team SPA													
Runs=1 Total laps=8 Full laps=6 Valid laps=6													
1	2'22.864	15.285	37.934	17.250	37.188								
2	1'47.232	23.036	33.961	16.372	33.863	272.0							
3	1'45.893	22.723	33.527	16.015	33.628	272.0							

Fastest Lap: Jake DIXON Inde GASGAS Aspar GBR 1'43.046 21.830 32.642 15.793 32.781

These data/results cannot be reproduced, stored and/or transmitted in whole or in part by any manner of electronic, mechanical, photocopying, recording, broadcasting or otherwise now known or herein after developed without the previous express consent by the copyright owner, except for reproduction in daily press and regular printed publications on sale to the public within 60 days of the event related to those data/results and always provided that copyright symbol appears together as follows below.
© DORNA, 2023

Practice Nr. 1

Moto2

Lap	Lap Time		T1	T2	T3	T4	Speed	Lap	Lap Time		T1	T2	T3	T4	Speed
7	1'53.063	P	22.417	33.484*	16.373	40.789	282.7								
26th	5	Kohta NOZANE	Correos Prepago Yam		JPN										
		Runs=1	Total laps=10	Full laps=8	Valid laps=8										
1	2'09.619		14.424	36.051	16.830	34.681									
2	1'47.422		22.860	34.263	16.318	33.981	269.3								
3	1'46.356		22.631	33.665	16.086	33.974	268.6								
4	1'45.962		22.428	33.588	16.080	33.866	267.3								
5	1'45.551		22.425	33.370	16.078	33.678	267.3								
6	1'48.004		22.462	35.492	16.417	33.633	267.9								
7	1'45.853		22.357	33.380	16.183	33.933	272.0								
8	1'50.337		22.443	35.837	16.211	35.846	269.3								
9	1'45.425		22.251	33.210	16.045	33.919	270.6								
10	2'08.079	P	24.502	35.899	17.013	50.665	270.6								
27th	71	Dennis FOGGIA	Italtrans Racing Team		ITA										
		Runs=2	Total laps=12	Full laps=9	Valid laps=9										
1	2'46.464		15.487	37.385	17.356	35.342									
2	1'52.312		23.314	38.474	16.297	34.227	276.2								
3	1'46.670		22.500	34.055	16.206	33.909	282.7								
4	1'46.462		22.363	33.865	16.305	33.929	279.7								
5	1'45.672		22.331	33.782	15.979	33.580	278.3								
6	1'45.806		22.217	33.589	16.135	33.865	279.0								
7	1'45.589		22.125	33.542	16.136	33.786	279.7								
8	1'45.922		22.293	33.674	16.162	33.793	279.7								
9	1'45.556		22.160	33.529	16.264	33.603	278.3								
10	1'58.108	P	22.179	35.090	17.016	43.823	281.9								
11	19'37.279		15.303	38.776	17.014	34.287									
12	1'48.099		22.994	34.304	16.123	34.678	279.7								
28th	81	Jordi TORRES	Inde GASGAS Aspar		SPA										
		Runs=3	Total laps=11	Full laps=7	Valid laps=6										
1	3'03.219	P	16.577	39.218	17.838	47.842									
2	5'13.181		18.031	38.414	17.620	35.565									
3	1'53.866		23.499	39.132	16.516	34.719	273.4								
4	1'48.524		23.139	34.434	16.381	34.570	275.5								
5	1'54.447		22.937	39.202	17.948	34.360	274.8								
6	1'47.974		22.831	34.210	16.307	34.626	276.9								
7	1'47.847		23.173	34.090	16.222	34.362	272.7								
8	1'50.098	*	23.239	36.569*	16.237	34.053	274.1								
9	1'50.594		24.022	34.940	16.777	34.855	276.9								
10	2'04.600	P	26.117	37.588	17.947	42.948	273.4								
11	17'54.594		16.576	36.339	17.295	35.621									
29th	17	Alex ESCRIG	Forward Team		SPA										
		Runs=1	Total laps=1	Full laps=0	Valid laps=0										
1	3'33.390	P	20.274	50.042	22.302	1'05.480									

Fastest Lap: Jake DIXON Inde GASGAS Aspar GBR 1'43.046 21.830 32.642 15.793 32.781

These data/results cannot be reproduced, stored and/or transmitted in whole or in part by any manner of electronic, mechanical, photocopying, recording, broadcasting or otherwise now known or herein after developed without the previous express consent by the copyright owner, except for reproduction in daily press and regular printed publications on sale to the public within 60 days of the event related to those data/results and always provided that copyright symbol appears together as follows below.
© DORNA, 2023

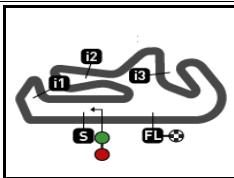
Official MotoGP Timing by TISSOT
www.motogp.com

Portimao, Friday, March 24, 2023

Page 4 of 4

motogp





4592 m.

GRANDE PRÉMIO TISSOT DE PORTUGAL

Practice Nr. 1

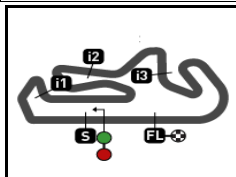
Best Partial Times

IT Ideal Lap Time, sum of the best partial times

BT Best Lap Time

T1		T2		T3		T4				IT		BT	
Pos	Rider	Time	Rider	Time	Rider	Time	Rider	Time	Pos	Rider	IT	BT	
1	P.ACOSTA	21.649	J.DIXON	32.642	S.LOWES	15.557	J.DIXON	32.752	1	J.DIXON	1'42.872	1'43.046	(1)
2	C.VIETTI	21.754	P.ACOSTA	32.790	F.ALDEGUER	15.557	M.GONZALEZ	32.822	2	P.ACOSTA	1'42.960	1'43.051	(2)
3	T.ARBOLINO	21.759	T.ARBOLINO	32.797	P.ACOSTA	15.569	F.ALDEGUER	32.844	3	M.GONZALEZ	1'43.105	1'43.225	(3)
4	M.GONZALEZ	21.784	S.LOWES	32.826	A.LOPEZ	15.614	A.CANET	32.864	4	T.ARBOLINO	1'43.143	1'43.233	(4)
5	F.ALDEGUER	21.787	C.VIETTI	32.843	M.GONZALEZ	15.620	J.ALCOBA	32.945	5	F.ALDEGUER	1'43.166	1'43.275	(5)
6	A.LOPEZ	21.797	F.SALAC	32.850	T.ARBOLINO	15.624	P.ACOSTA	32.952	6	S.LOWES	1'43.252	1'43.329	(6)
7	S.LOWES	21.802	M.GONZALEZ	32.879	A.CANET	15.636	C.VIETTI	32.955	7	C.VIETTI	1'43.265	1'43.360	(7)
8	B.BALTUS	21.808	F.ALDEGUER	32.978	J.DIXON	15.648	F.SALAC	32.963	8	A.CANET	1'43.297	1'43.397	(8)
9	A.CANET	21.809	A.CANET	32.988	B.BENDSNEYDE	15.689	T.ARBOLINO	32.963	9	F.SALAC	1'43.431	1'43.644	(10)
10	B.BENDSNEYDE	21.810	J.ALCOBA	32.995	S.CHANTRA	15.690	B.BENDSNEYDE	32.998	10	A.LOPEZ	1'43.565	1'43.629	(9)
11	S.CHANTRA	21.812	S.CHANTRA	33.002	C.VIETTI	15.713	S.GARCIA	33.036	11	S.CHANTRA	1'43.630	1'43.726	(12)
12	J.DIXON	21.830	D.BINDER	33.051	F.SALAC	15.736	A.LOPEZ	33.037	12	J.ALCOBA	1'43.632	1'43.719	(11)
13	F.SALAC	21.882	B.BALTUS	33.065	J.ALCOBA	15.767	B.BALTUS	33.042	13	B.BENDSNEY	1'43.645	1'43.771	(13)
14	J.ALCOBA	21.925	A.LOPEZ	33.117	M.RAMIREZ	15.773	A.ARENAS	33.045	14	B.BALTUS	1'43.714	1'43.970	(14)
15	B.GOMEZ	21.958	M.RAMIREZ	33.127	B.BALTUS	15.799	B.GOMEZ	33.059	15	S.GARCIA	1'44.007	1'44.211	(15)
16	S.GARCIA	21.963	S.GARCIA	33.128	D.BINDER	15.830	S.LOWES	33.067	16	B.GOMEZ	1'44.090	1'44.350	(16)
17	Z.VD GOORBER	22.005	B.BENDSNEYDE	33.148	Z.VD GOORBER	15.832	S.CHANTRA	33.126	17	A.ARENAS	1'44.261	1'44.381	(17)
18	L.DALLA PORTA	22.075	B.GOMEZ	33.154	J.ROBERTS	15.849	Z.VD GOORBER	33.183	18	D.BINDER	1'44.287	1'44.619	(19)
19	D.BINDER	22.080	A.ARENAS	33.194	R.SKINNER	15.857	R.SKINNER	33.253	19	Z.VD GOORBE	1'44.350	1'44.538	(18)
20	D.FOGGIA	22.125	K.NOZANE	33.210	A.ARENAS	15.864	M.RAMIREZ	33.267	20	M.RAMIREZ	1'44.397	1'44.766	(21)
21	J.ROBERTS	22.130	R.SKINNER	33.222	S.GARCIA	15.880	D.BINDER	33.326	21	R.SKINNER	1'44.602	1'44.643	(20)
22	A.ARENAS	22.158	S.KELLY	33.238	S.KELLY	15.903	L.DALLA PORTA	33.341	22	L.DALLA PORT	1'44.808	1'45.108	(24)
23	M.RAMIREZ	22.230	Z.VD GOORBER	33.330	B.GOMEZ	15.919	J.ROBERTS	33.421	23	S.KELLY	1'44.824	1'44.885	(22)
24	L.TULOVIC	22.240	L.TULOVIC	33.351	L.DALLA PORTA	15.968	S.KELLY	33.424	24	J.ROBERTS	1'44.906	1'44.906	(23)

These data/results cannot be reproduced, stored and/or transmitted in whole or in part by any manner of electronic, mechanical, photocopying, recording, broadcasting or otherwise now known or herein after developed without the previous express consent by the copyright owner, except for reproduction in daily press and regular printed publications on sale to the public within 60 days of the event related to those data/results and always provided that copyright symbol appears together as follows below.
© DORNA, 2023



4592 m.

GRANDE PRÉMIO TISSOT DE PORTUGAL

Practice Nr. 1

Best Partial Times

Moto2™

IT Ideal Lap Time, sum of the best partial times

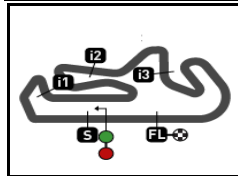
BT Best Lap Time

T1		T2		T3		T4				<i>IT</i>	<i>BT</i>	
<i>Pos</i>	<i>Rider</i>	<i>Time</i>	<i>Rider</i>	<i>Time</i>	<i>Rider</i>	<i>Time</i>	<i>Rider</i>	<i>Time</i>	<i>Pos</i>	<i>Rider</i>		
25	K.NOZANE	22.251	L.DALLA PORTA	33.424	D.FOGGIA	15.979	L.TULOVIC	33.499	25	L.TULOVIC	1'45.108	1'45.331 (25)
26	S.KELLY	22.259	J.ROBERTS	33.506	L.TULOVIC	16.018	D.FOGGIA	33.580	26	K.NOZANE	1'45.139	1'45.425 (26)
27	R.SKINNER	22.270	D.FOGGIA	33.529	K.NOZANE	16.045	K.NOZANE	33.633	27	D.FOGGIA	1'45.213	1'45.556 (27)
28	J.TORRES	22.831	J.TORRES	34.090	J.TORRES	16.222	J.TORRES	34.053	28	J.TORRES	1'47.196	1'47.847 (28)
29	A.ESCRIG		A.ESCRIG	50.042	A.ESCRIG	22.302	A.ESCRIG		-1	A.ESCRIG		(-1)

These data/results cannot be reproduced, stored and/or transmitted in whole or in part by any manner of electronic, mechanical, photocopying, recording, broadcasting or otherwise now known or herein after developed without the previous express consent by the copyright owner, except for reproduction in daily press and regular printed publications on sale to the public within 60 days of the event related to those data/results and always provided that copyright symbol appears together as follows below.
© DORNA, 2023

Official MotoGP Timing by **TISSOT**
www.motogp.com






4592 m.

GRANDE PRÉMIO TISSOT DE PORTUGAL

Practice Nr. 1

Fastest Laps Sequence

<i>Practice Time</i>	 <i>Rider</i>	<i>Nation</i>	<i>Motorcycle</i>	<i>Time</i>	<i>Km/h</i>	<i>Rider's Lap</i>
3'51.460	21 Alonso LOPEZ	SPA	BOSCOSCURO	1'46.095	155.8	2
3'53.596	7 Barry BALTUS	BEL	KALEX	1'44.969	157.4	2
4'53.138	37 Pedro ACOSTA	SPA	KALEX	1'44.718	157.8	2
4'55.636	14 Tony ARBOLINO	ITA	KALEX	1'44.715	157.8	2
5'36.169	21 Alonso LOPEZ	SPA	BOSCOSCURO	1'44.709	157.8	3
5'37.774	7 Barry BALTUS	BEL	KALEX	1'44.178	158.6	3
6'05.609	12 Filip SALAC	CZE	KALEX	1'43.846	159.1	3
6'37.607	96 Jake DIXON	GBR	KALEX	1'43.311	160.0	3
8'20.653	96 Jake DIXON	GBR	KALEX	1'43.046	160.4	4

These data/results cannot be reproduced, stored and/or transmitted in whole or in part by any manner of electronic, mechanical, photocopying, recording, broadcasting or otherwise now known or herein after developed without the previous express consent by the copyright owner, except for reproduction in daily press and regular printed publications on sale to the public within 60 days of the event related to those data/results and always provided that copyright symbol appears together as follows below.

© DORNA, 2023

Official MotoGP Timing by TISSOT
www.motogp.com

Portimao, Friday, March 24, 2023

